



万容机械有限公司  
WANROOE MACHINERY CO., LTD.

张家港市金港大道288号辰龙大厦

Chenlong Building, No 288, Jingang Road,  
Zhangjiagang, Suzhou, Jiangsu, China

Tel: +86 512 58810860

Fax: +86 512 58810663

Email: [info@wanrooemed.com](mailto:info@wanrooemed.com)

[Http://wanrooemed.com](http://wanrooemed.com)

Your Ideal Operating  
Table Supplier

Well Sold For 40 Years Worldwide Meet The  
Basic Demands Of General Surgery



# WANROOE

Your Ideal Operating  
Table Supplier

Well Sold For 40 Years Worldwide Meet The  
Basic Demands Of General Surgery

## AOT800

Electro-hydraulic Operating Table







## 02 **WANROOE**

### Your Ideal Operating Table Supplier

Well Sold For 40 Years Worldwide Meet The Basic Demands Of General Surgery

Patient-centered and user-friendly as the development basic principles for us, has made Wanroomed become one of the leading manufacturers in China. Close cooperation with the hospital and years of experience have resulted in our tries and improvements of our tables.

Engineered for increasingly complex surgical scenes, AOT800 comes with extreme loads in any position. The modular structure enables it to be adapted to match the size of the patient and in no time at all it can be equipped for any surgical discipline. A longitudinal shift of up to 310mm makes the AOT800 even more versatile.



# WANROOE

Your Ideal Operating  
Table Supplier

Well Sold For 40 Years Worldwide Meet The  
Basic Demands Of General Surgery



HORIZONTAL SLIDING

310mm

Details 04

- 1 / Longitudinal slide up to 310mm for free access to C-arm without repositioning the patient.
- 2 / Extreme weight load capacity of 350 kg with highest safety and stability.
- 3 / Modular design tabletop tailored for various surgical discipline needs.
- 4 / The Easy click new mounting point enables the table adapted to wide variety of surgery and patients' height.
- 5 / Memory pad with antistatic , waterproof design.
- 6 / Standard override panel control makes the control safer.
- 7 / Maximum and minimum heights of the AOT800 ,for comfortable working ,both seated and standing.



## Modular Design

The modular structure of the table top is tailored for various surgical discipline needs ,which also can low down the cost of the hospital.

## Easy Click Connection Design

The easy click connection design offers a convenient,safe,intuitive modular mounting solution. Different surgery have different requirement of table. The easy click connection make the table easy to adapt to the surgeries.



## Double Control System

The table is controlled by using a corded hand remote, in the event of emergency it can also be operated using the override control panel.

All of the essential operating table functions can be controlled by the hand remote and the override panel(e.g. Flex, Reflex ,0-position or foot locking). The elevation of the kidney bridge is controlled by manual handle.

06



# WANROOE

Your Ideal Operating  
Table Supplier

Well Sold For 40 Years Worldwide Meet The  
Basic Demands Of General Surgery



Table Height (lowest): 550mm



Table Height (Highest): 1050mm

## Extreme High Extreme Low Position

Maximum and minimum heights of the  
AOT800, not only suitable for kinds of an  
surgery also for doctors' comfortable  
working, both seating and standing.



Optional Position Mattress,  
Leg Support, Waste Basin

## Flexible Patient Position

AOT800 is a multi-functional operating table that meets various requirements,  
such as chest, kidney, cholecyst surgery, Endoscopic surgery, gynecologic  
surgery, ENT SURGERY, etc.

08



General Surgery



Lateral Lying Position For Chest  
Kidney, cholecyst Operation



E.N.T. Operation Position



Chest And Abdomen Operation Position



Optional Lateral Arm Support



Anorectum Operation Position

Model	Site	length	Width	Tabletop lowest height	Elevation range
AOT800		≥2100mm	≥550mm	≤550mm	≥500mm

Ps1: without side rial.  
Ps2: lowest height without mattress and x-ray board.

PARAMETER AOT800 electro-hydraulic operating table

Movements		Model: AOT800
Tabletop trendelenburg	Reverse Trendelenburg	≥35°
	Trendelenburg	≥35°
Lateral Tilt (left And Right)		≥25°
Head plate	Up	≥40°
	Down	≥90°
	Flexible	≥40°
Back plate	Up	≥80°
	Down	≥45°
Leg plate	Electric Up	≥80°
	Electric Down	≥90°
	Manual Down	≥90°
	Manual Outward	≥90°
Kidney Bridge Elevation		≥120 mm
Horizontal Sliding		≥310 mm
Flex		≥225°
Reflex		≤100°

OPTIONAL UNIT

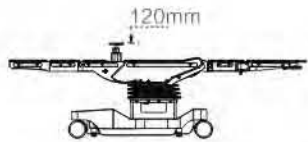
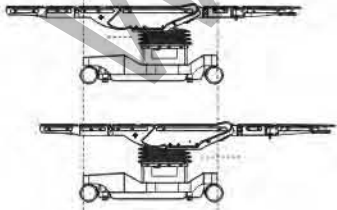
Hand Remote	Standard	User-defined memory location function	Standard	Extension modules	Standard (1 piece) Optional more
Control Panel	Standard	Extreme high extreme low position	Standard	Electric leg plate (one piece)	Optional
Wireless LCD hand remote	Optional	Kidney bridge	Standard	Electric split leg (independent Controlled)	Standard

WANROOE

Your Ideal Operating  
Table Supplier

Well Sold For 40 Years Worldwide Meet The  
Basic Demands Of General Surgery

Horizontal Sliding:310mm



Kidney Bridge Elevation:120mm

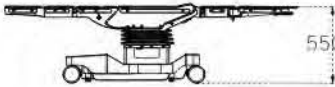


Table Lowest Height:550mm

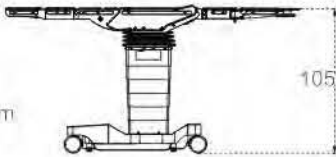
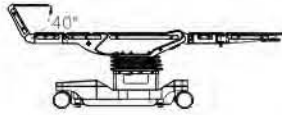
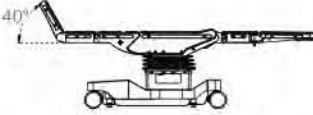


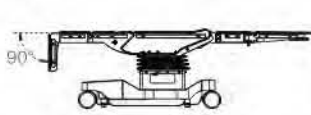
Table Highest Height :1050mm



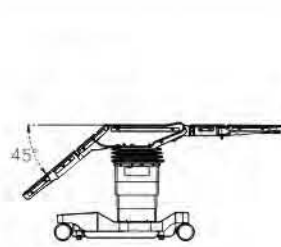
Head plate flex



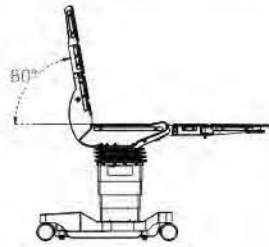
Head plate up



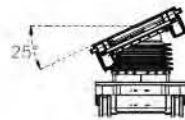
Head plate down



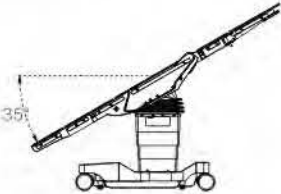
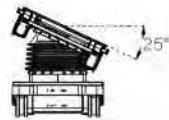
Back plate down



Back plate up



Lateral tilt



Trendelenburg position

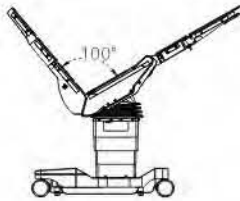


Table top flex



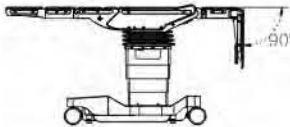
Table top reflex



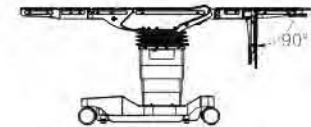
Leg plate up



Whole leg plate down



Leg plate manual part down



Manual leg plate down

Leg plate horizontal position

